

Painting criteria and building your skills step-by-step

Pagpipinta pamantayan at pagbuo ng iyong mga kasanayan hakbang-hakbang

Quality of observation: Careful detail, proportion, and shading with the goal of realism


Kalidad ng pagmamasisid: maingat na detalye, proporsyon, at pagtatabing sa layunin ng pagiging totoo

Quality of painting technique: Excellent colour mixing, blending, brushwork, and texture

Kalidad ng Painting Technique: Mahusay na kulay ng paghahalo, blending, brushwork, at texture

Composition: Creating a full, well-balanced, non-central composition with a clear colour scheme

Komposisyon: Paglikha ng isang buong, mahusay na balanse, di-gitnang komposisyon na may malinaw na scheme ng kulay




Step 1. Learn how to mix colours and greys

Hakbang 1. Alamin kung paano ihalo ang mga kulay at grays.



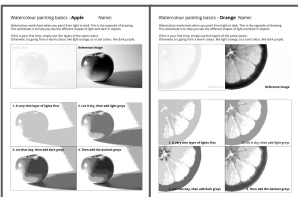
Step 2. Practice basic watercolour techniques

Hakbang 2. Magsanay ng mga pangunahing pamamaraan ng watercolor




Step 3. Optionally, learn how to abstractly express emotion

Hakbang 3. Opsyonal, alamin kung paano abstractly ipahayag ang damdamin




Step 4. Practice painting in layers from dark to light

Hakbang 4. Magsanay ng pagpipinta sa mga layer mula sa madilim hanggang sa liwanag



Step 5. Practice painting from photos

Hakbang 5. Magsanay ng pagpipinta mula sa mga larawan



Step 6. Develop an idea for your painting

Hakbang 6. Bumuo ng isang ideya para sa iyong pagpipinta